

DATA SHEET

ARUBA AP-ANT-16 INDOOR MIMO ANTENNA

JW003A

AP-ANT-16 is a dual-band 3-element omni-directional antenna for use in 802.11n MIMO applications. Housed in a compact, low-profile PVC/Acrylic Radome, the antenna can be mounted to a variety of drop ceiling grids using the integrated spring clips. Each of the three MIMO antenna elements is connected to the Aruba Access Point via a low-loss, plenum-rated coax pigtail. The radiation patterns are uniform and symmetrical, providing high-level signal density into defined coverage zones. This antenna will greatly enhance the performance of 802.11n systems. The dual-band frequency coverage means that a single type of antenna can be deployed with any MIMO radio in the 2.4-2.5 and 4.9-5.9 GHz bands.

As a multi-antenna array, the AP-ANT-16 can be used with a single AP-124 to provide full dual-band 802.11a/b/g/n MIMO coverage or the three elements can be used individually or in combination to provide diversity/non-diversity coverage with legacy 802.11a/b/g access points.

FREQUENCY/MAX GAIN

- 2.4-2.5 GHz (3.9 dBi)
- 4.9-5.9 GHz (4.7 dBi)

POLARIZATION

- Vertically polarized omni-directional

BEAMWIDTH

- E-plane (Elevation): 60 degrees
(centered at +/-45 degrees down angle)
- H-plane (Azimuth): Omni-directional

IMPEDANCE

- 50 ohms

MAXIMUM INPUT POWER

- 2 watts

VSWR (MINIMUM PERFORMANCE)

- < 2.0:1



DIMENSIONS (MM)

- 308.2 x 92 x 22

HOUSING

- ASA

FLY CABLE LENGTH/CONNECTOR

- 36" / RP-SMA (3x)

OPERATING TEMPERATURE

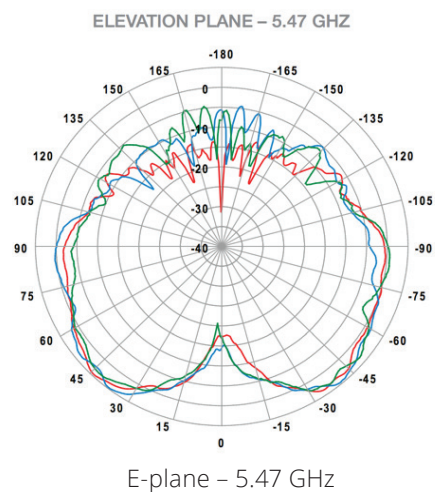
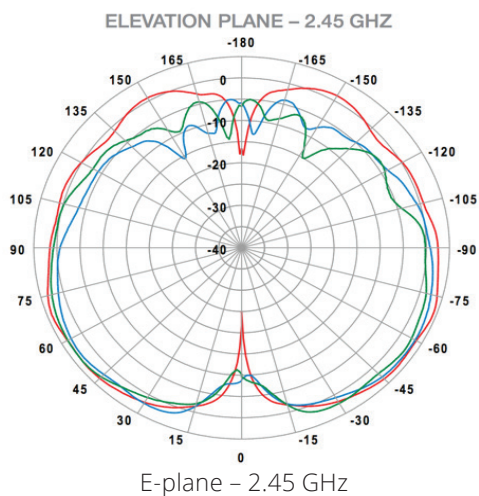
- -40° C to +70° C

INSTALLATION HARDWARE

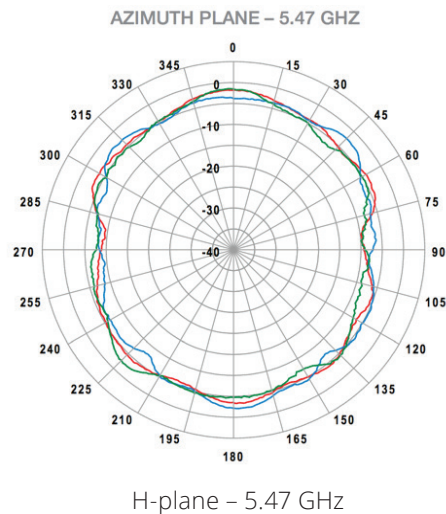
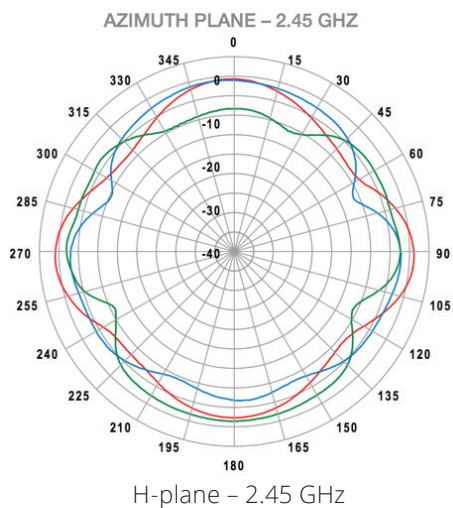
- Ceiling 15/16" T-bar mounting clips included

ANTENNA PATTERN PLOTS

Elevation plane



Azimuth plane



ORDERING INFORMATION

Part Number	Description
JW003A	ANT-16 2.4-2.5Ghz (3.9dBi)/4.9-5.9GHz (4.7dBi) 3 Elmt MIMO Ant w/Downtilt Omni-Dir Antenna